

Grade Three Safe Environment Lesson

Outcomes

The learner will be able to:

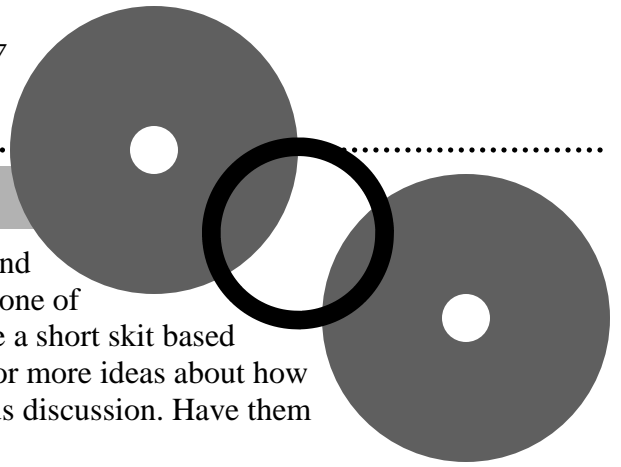
- ✓ Recognize bullying behavior.
- ✓ Demonstrate skills for dealing directly with being bullied.
- ✓ Decide when to ask for help.
- ✓ Identify adults to whom they can go for help.

Part One

1. Welcome the students and introduce the lesson by explaining that the class will be talking about ways to recognize and deal with bullying.
2. Share an experience of your own of being bullied or teased. If this has never happened to you, just tell a story about bullying. Be sure to include how the experience made you feel.
3. Make sure your students know what bullying is. Give them a definition something like this: a bully is a person who teases, frightens, threatens, or harms smaller or weaker people.
4. Invite the class to share experiences of times when they have been bullied, teased, etc. and how it made them feel. Write their examples on the board. You'll be using their examples for role playing later in the lesson.
5. Present to the class some ways to avoid or deal with being bullied:
 - Avoid the bully. It might mean taking a different route to school, asking parents for a ride, etc. Ask the students for other suggestions.
 - When the bully is around, walk away.
 - Do your best to make sure that you are not alone when the bully is around. Steer clear of any places where you know the bully hangs around.
 - Don't hit, punch, or kick the bully. The bully may do the same to you. Fighting is never a good solution and violence brings more violence.
 - Don't call the bully names.
 - Without telling the bully what you are going to do, tell an adult you trust.

Gather the following items for this lesson:

- Pencils and paper for each child
- Blank strips of paper, one for each child for prayer
- Copies of the Take Home Page (on card stock, if possible) for each child (included-page 4)
- A Children's Bible, small table, and a basket
- A large copy, or copies for each child, of the final prayer (included-page 3)



Part Two

1. Divide the students into groups for role playing and give them paper and pencils. Assign each group one of the examples they shared and ask them to prepare a short skit based on the situation. Ask them to come up with one or more ideas about how to handle what is happening based on the previous discussion. Have them write their “scripts” on paper.
2. Give them 5-10 minutes to come up with a way to act out what they have prepared. Give each group a chance to act out their role play for the whole class.
3. When all the groups have finished, make a list of the ways the groups resolved or handled the situations. Be sure to include telling an adult as an important part of the process. Ask them to give examples of adults they could tell.

Optional Activity: Show short clips from the video *Ant Bully* and lead the class in a discussion based on the major points. If you watch the entire movie at least once, you can develop some discussion questions around the reasons people bully others, some consequences of bullying, and how we can learn by “walking in someone else’s shoes.”

Part Three

Closing Prayer: We Are a Community of Love

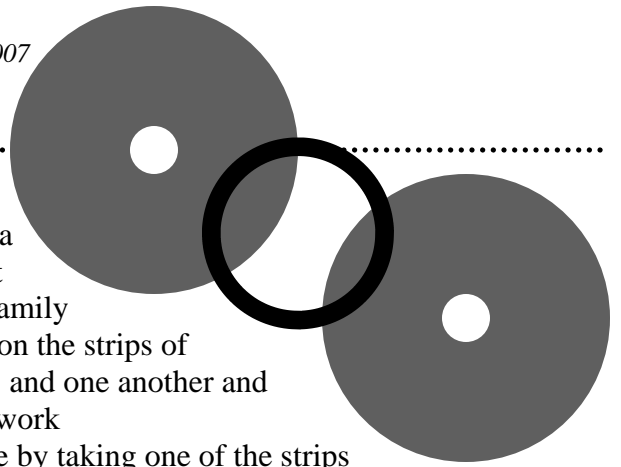
Preparation for Prayer

Make sure that each child has a blank strip of paper. Ask them to identify some ways we can act that are the opposite of bullying. Once they’ve generated a list of ways we can respect and care for each other, have them write one example of something they can do on the strip of paper. Explain that you will be collecting these strips of paper and they will be part of the prayer. When the children have finished writing on the strips of paper, collect them in the basket and place the basket on the table.

Prayer Experience

Read Acts 3:43-47 from the Children’s Bible or use the following text:

Many amazing things were happening through the apostles, and everyone around them was filled with wonder. All of the people who believed in Jesus stayed close to each other and shared their belongings with one another. They sold their property and their possessions. They divided the money among all the people, giving them what each one needed. Every day they went to the Temple to pray and they ate their meals together in their homes. They were very glad and they praised God, and more people chose to follow Jesus every day.



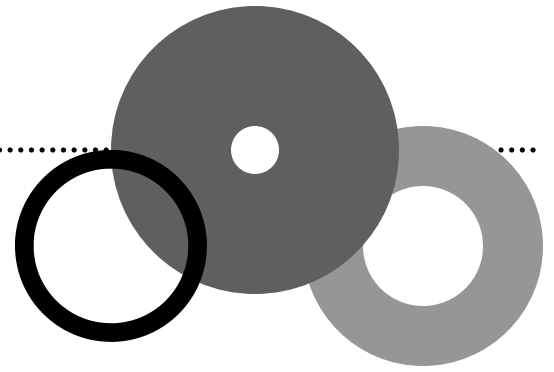
Lead the children in a reflection on being part of a community of love by asking them to think about how they take care of each other, and how their family takes care of them. Explain that what they wrote on the strips of paper are ways that we can take care of ourselves and one another and make our community safe. Invite the children to work together to make their community loving and safe by taking one of the strips of paper and then for the next week, practice what is written on the strip they took.

Conclude by praying together...

God our Father, you shared Jesus your Son with us. He taught us how to treat each other and care for each other with love. Help us to live together as your family. We ask this remembering that Jesus is our Brother and Lord. Amen.



PRAYER

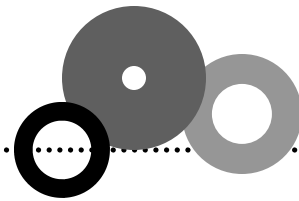


God our Father,
You shared Jesus your Son
with us.

He taught us how to treat each
other and care for each other
with love.

Help us to live together as
your family.

We ask this remembering that
Jesus is our Brother and Lord.
Amen.



Take Home Page

Review with your child the definition of and the tips about bullying that we discussed in class. Cut out the tent card on this page and keep it on the family table as a reminder and a review.

**A bully is a person who teases,
frightens, threatens, or harms
smaller or weaker people.**

Definition:

Ways to avoid and/or deal with a bully:

Avoid the bully. It might mean taking a different route to school, asking parents for a ride, etc.

Do your best to make sure that you are not alone when the bully is around. Steer clear of places where you know the bully hangs around.

Don't hit, punch, or kick the bully. The bully may do the same to you. Fighting is never a good solution and violence brings more violence.

Don't call the bully names.

Without telling the bully what you are going to do, tell an adult you trust.