


Office of Religious Education

CATHOLIC DIOCESE OF HONOLULU • ST. STEPHEN DIOCESAN CENTER
6301 PALI HIGHWAY, KĀNE`OHE, HAWAI`I 96744-5224
(808) 203-6747 • TOLL-FREE: (877) 263-8855 EXT 747 • FAX: (808) 261-7022
WWW.CATHOLICHAWAII.ORG/CATECHIST



104: Roles of the Catechist

FACILITATOR INSTRUCTIONS

Catechist Session I: Prepare for the Journey

Order booklets from RCL Benziger at <http://www.rclbenziger.com> or contact the Office of Religious Education.

Distribute *Roles of the Catechist*

Pray together using prayer on page 8.

Explain: As a catechist you are a symbol of the Church community. You have received and responded to a call from God to lead others to growth in faith and an understanding of the Catholic faith tradition. This class will help you focus on four of the key roles of a catechist:

Teacher-companion: Embarking on a journey with your learners, building a faith relationship with them, and drawing them into the Christian community.

Story-teller: Telling the story of the faith tradition with conviction and passion.

Leader of Prayer: Becoming a more prayerful person yourself so that you can be more effective in teaching others to pray.


Witness for Justice: Helping learners embrace the call of the Gospel by taking up the work of building the reign of God.

Discuss the questions below. This is an important step in getting to know each other before getting into deeper faith sharing.

- What teachers in your life influenced your faith/In what ways were they influential companions on your faith journey?
- Recall a significant family story that you have retold. Why do you tell this story to others? What does it signify for you about your family?
- Describe your personal life of prayer. What have been your experiences of praying with a community of faith?

Office of Religious Education

CATHOLIC DIOCESE OF HONOLULU • ST. STEPHEN DIOCESAN CENTER
6301 PALI HIGHWAY, KĀNE`OHE, HAWAI`I 96744-5224
(808) 203-6747 • TOLL-FREE: (877) 263-8855 EXT 747 • FAX: (808) 261-7022
WWW.CATHOLICHAWAII.ORG/CATECHIST



- Name a time that you have felt called to respond to an injustice you observed in your home, community, or nation. How did you respond?

Catechist Session II: Discussion

*Note: Remember that the CD that comes with the booklet can only be read on a computer. If your parish does not have a computer that can be connected to a project and external speakers, you will need to borrow **Roles of the Catechist** DVD from the Office of Religious Education. The DVD format may be played on a TV/DVD combination.*

Play video. Stop at the end of each section and have catechists discuss their responses as a whole group.


Divide catechists into small groups based upon which essay/exercise they chose on pages 34 – 43. Discuss their responses.

Have each catechist to write a prayer for their family or students using the *You/Who/Do/Through* formula found on page 39.

End the session with the *Prayer for the Catechetical Ministry* on page 33.

Office of Religious Education

CATHOLIC DIOCESE OF HONOLULU • ST. STEPHEN DIOCESAN CENTER
6301 PALI HIGHWAY, KĀNE`OHE, HAWAI`I 96744-5224
(808) 203-6747 • TOLL-FREE: (877) 263-8855 EXT 747 • FAX: (808) 261-7022
WWW.CATHOLICHAWAII.ORG/CATECHIST



Page 1

104: Roles of the Catechist

ASSIGNMENT SHEET

Instructions:

View your ENTIRE booklet, guided by the compact disc located on the back page. The CD works only in a computer, not in a DVD player. Write your answers to all questions, paying particular attention to the following:

page 13:

- a. "The catechists in the video engaged the imagination of their learners in a variety of ways. Describe the different techniques you observed."
- b. "The three catechists in the video bring different approaches and styles to their ministry. What unique qualities do you have that can assist your learners on the faith journey?"

page 19:


- a. "Describe some of the storytelling techniques in the video that you would like to incorporate into your own catechesis."
- b. "Recall the dramatization of Jesus telling the parable of the tenant farmers (mark 12; 1 – 11). What message was Jesus able to communicate through this story?"

page 25:

- a. "Prayer in catechesis takes place within the context of community. In what ways do you actively participate in prayerful experiences in your own faith community? What can you do to help improve the communal prayer experiences in your sessions?"
- b. "Recall the prayer strategies that the catechists in the video used in their sessions. Which of these ways of praying have you used and which will you incorporate into future sessions?"

Office of Religious Education

CATHOLIC DIOCESE OF HONOLULU • ST. STEPHEN DIOCESAN CENTER
6301 PALI HIGHWAY, KĀNE`OHE, HAWAI`I 96744-5224
(808) 203-6747 • TOLL-FREE: (877) 263-8855 EXT 747 • FAX: (808) 261-7022
WWW.CATHOLICHAWAII.ORG/CATECHIST



Page 2

Page 31

- a. "This video segment discusses the relationship of charity and justice. Using the model of the Venn diagram, analyze the similarities and differences between these two works of the Gospel."
- b. "You saw in the video an example of a contemporary response to the Gospel of justice. In what ways do you give witness to your own commitment to justice in your catechetical setting? What more do you feel called to do?"

Pages 34 – 43

- a. Read each article. Respond to one (1) set of "For Reflection" questions or complete the "Creating a Service of the Word" exercise.